



MN-S1800 240L ELECTRIC ROAD SWEEPER

Sweeping width: 1800mmmm

Cleaning efficiency: 16000m²/h

Overall Dimensions (including side brushes):
3450x1330x2150mm

Waste bin: 240L


Water tank: 480L

Battery: 72V/300Ah

Working hours: 4-8h

MN-S1800 ROAD SWEEPER is:

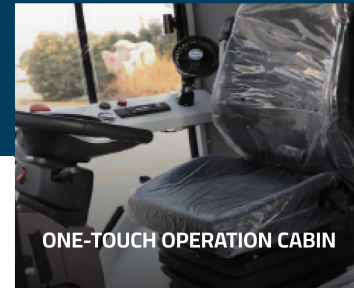
equipped with hydraulic lifting front and rear side brushes for safe and responsive operation. Enhanced motor power and brushes ensure thorough cleaning and durability.



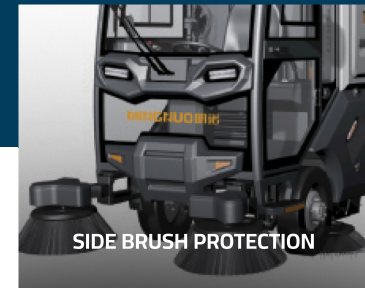
OPERATING PANEL



240L GARBAGE BIN FOR
CONVENIENT DUMPING



ONE-TOUCH OPERATION CABIN



SIDE BRUSH PROTECTION

