

Weight

W

H

Height



EPIC 6

Weight: 1477 lbs

Capacity: 6 People

Overall Dimensions LxWxH:
3530mmx1200mmx1800mm

Colors :

Alpine White Metallic, Silver Metallic, Champagne Metallic, Raven Black Metallic, Sangria Red Metallic, Torch Red, Tangerine Orange, Tuscan Yellow, Lime Green, Forest Green Metallic, Caribbean Blue, Indigo Blue Metallic, Purple Metallic.



ELECTORICALSYSTEMS

Controller




450A EPIC Controller

Motor



48V EPIC 5kW 3
Phase High Torque Motor

Charger



EPIC 48V Onboard
Charging System with Body
Mounted Charge Indicator

Batteries



(6) 8V Sealed
Maintenance-Free USA

The electrical systems in Extraordinary Cars are a crucial and sophisticated aspect of their design, incorporating advanced technologies to ensure optimal performance and distinction. Here are some key features that set the electrical systems in Extraordinary Cars apart.

BODY CONFIGURATION

Windshield



Foldable Acrylic/Optional DOT Acrylic

Roof



Innovative Air Deflecting Design with Full High-Strength Steel Frame

Body



Injection Molded Thermoplastic that is both stylish and resilient to outside damage

Mirrors



Fully Adjustable and Foldable

Floor




High-Density Polyethylene molded for extra strength and toughness with rubber floor mat

Wheels




10" Machined Face Aluminum with Powder Coated Accents

Tires




205/50-10 6 Ply Nylon Cord or 215/35-12 4 Ply Nylon Cord

Front Suspension



Macpherson Style Fully Independent Coil Over Shock with Camber Adjustment.


Rear Suspension



Solid Axle Coil Over Shock and Stabilizing Bar

BODY CONFIGURATION

Drivetrain



14:1 High Speed Rear Axle

Chassis



Tubular Powder Coated Steel Frame

Instrumentation




Fully Integrated Digital Instrument Cluster

Lighting and Signals



Single Combination Switch for LED Projector Hi & Lo Beam Headlights, LED Signal Lights, Taillights and Horn

Safety Restraint



Side Hip Restraint & Retractable Seat Belts

Braking System



Four Wheel Disc Brakes and Electromagnetic Parking Brake System

Steering



Self-Adjusting Double-Ended Rack and Pinion

Dash Components



Forward/Neutral/Reverse Switch, USB and 12V Plugs, Cubby Storage, Multiple Cup Holders, Key Switch, Instrumentation Cluster

Seats



Marine Grade Vinyl, Custom Stitched Panel, Single Color, Color Matched with White or Black Accents, Fold Flat Rear Seat for Hauling